



STORY PIRATES

Things to Know Before You See the Show

WHO ARE THE STORY PIRATES?

The Story Pirates are a group of actors and teachers who help kids write stories, then turn those stories into a musical comedy show. In fact, you're coming to see it soon! Every single story you're going to see at the show was written by an elementary school kid.

WHAT IS A STORY MADE OF?

The kids who wrote the stories in our show used their imaginations to come up with brand new ideas. How did they think of those ideas? Well, most good stories have the same main ingredients. Let's take a look at the ingredients one at a time.

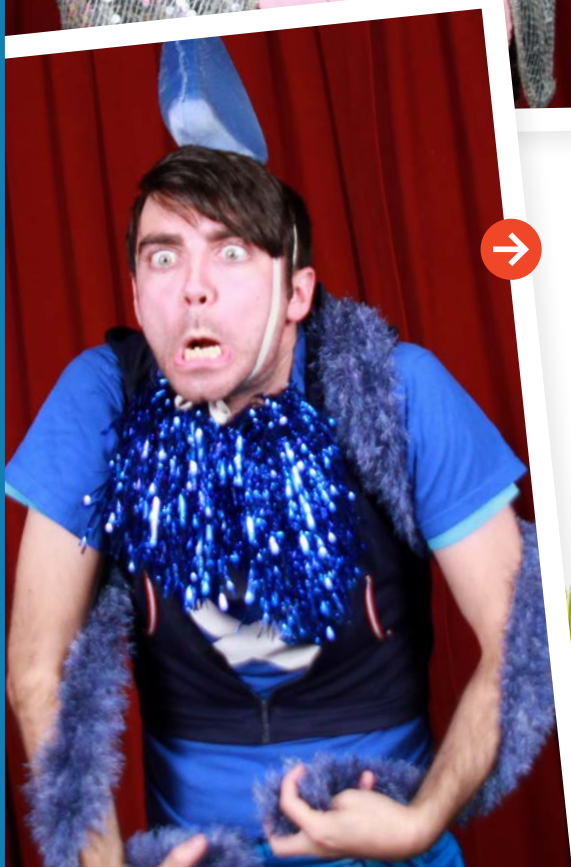


CHARACTER

The characters are **who the story is about**. Characters can be people, animals, or something completely imaginary.

Here are some characters that kids have written about, with pictures of Story Pirates acting them out. What do you notice about how the actors bring the characters to life? What are they doing with their bodies, faces, or costumes to let you know details about the character?

There once was a girl who turned into a princess. She got to wear high heels. And a tiara. And the tiara had jewels on it. And she wore a pretty gown like a princess. And her dream came true because she wanted to be a princess. Her name was Shannon. —TARA, FROM CT




There was a scary monster. He was blue with spikes all over his body. This is what the monster sang... "I'm gonna eat you. I'm gonna eat you alive!" —AARON, FROM IN

WHAT IS A STORY MADE OF?

CHARACTER: YOUR TURN!

Here is one more picture of a character, but this time **you are going to write about it!** Look closely at the picture, then write a sentence that tells us about the character. You can write what the character looks like, how the character acts, or how the character feels on the inside. Just be sure to write lots of details, and use your imagination.



WHAT IS A STORY MADE OF?

SETTING

The setting is **where the story takes place**. Settings can be real places or imaginary places.

Here are some places that kids have written about, and pictures of Story Pirates pretending to be in those places. What are the actors doing with their bodies, faces, or costumes to act out what the setting is like, what the characters are doing, and how they feel?

Once upon a time there was a Monkey Camp, way up in the trees. Monkeys who went to this camp did swinging on vines, scratching their armpits, climbing trees and getting into mischief. At the end of each camp day they gathered together and roasted bananas and told scary monkey camp stories. —HANNAH, FROM MA



Far away, where joyful music can be heard just in a wisp of wind, where magical ukuleles grow on bushes and trees, where no one sheds a tear, where no sadness can be found, where everything, (meaning everything) is nothing but happiness and joy. Now that's where I wanna go for spring break! —SARAH, FROM MI



WHAT IS A STORY MADE OF?

SETTING: YOUR TURN!

Here is one more picture of a setting, but this time **you are going to write about it!** Look closely at the picture, then write a sentence that describes the setting. You can write about where you think it is, what people do there, and how it makes the characters feel.



WHAT IS A STORY MADE OF?

PROBLEMS & SOLUTIONS

To make your story exciting, something needs to go wrong! In other words, **there needs to be a problem**. Either the characters can't get something they want, or something bad happens that they need to fix. The problem can be something real, or something completely imaginary.

Most problems also need a solution. The **solution is how the problem finally gets fixed**. The characters might need to try out lots of different solutions, until they finally find one that works.



Here are some problems that kids have written about. For each problem, you can decide how the characters might try to solve it.

A pirate ship was sailing full of GOLD!!!

"Rock dead ahead!" said the lookout.

"What?" said the captain.

"Rock dead..." BOOM! —ERIC, FROM CA


How do you think the characters will solve this problem?

The Mom came home. "Hanna!" She yelled. Her face was crimson and Hanna felt like any second smoke would billow out of her ears and she would explode. Hanna's eyes went wide. "What?" she asked.

"You know... THE SINK?"

Suddenly, Hanna felt water around her ankles. She looked down. she followed the stream of liquid and it was coming straight from the bathroom sink! —NATALIE, FROM

How do you think the characters will solve this problem?





PROBLEMS & SOLUTIONS: YOUR TURN!

Here is one more picture of a problem, but this time **you are going to tell us about it!** Write what you think the problem is, and what the characters are saying. How do you think the characters will solve this problem?

WHILE YOU'RE AT THE SHOW



Watch carefully and pick out your favorite characters, settings, problems, and solutions from the stories you see. Talk about them with your friends and teachers, and it might help give you ideas for writing your own story later on.

The actors will be using a LOT of different tools to bring the stories to life. You can be **on the lookout for some of these things** when you watch the show:

COSTUMES

One way the actors can show you different characters is by putting on costumes. Watch for all the different clothes, hats, wigs, and other silly items that each character wears. Think about why each costume piece fits with each character.

VOICES

The actors can use different voices to act out different characters, and show you how they're feeling. Listen closely, and pick out your favorite weird or funny voices that you hear. See if you can figure out why the actors chose to use each voice.

MOVEMENT

The way an actor moves can tell you a lot about the character they're playing, the setting where the characters are, and what kind of problem is happening. Watch closely, and notice the different ways the actors walk and move around. Once the show is over, see if you are able to move in some of the same ways.



MUSIC

There will be lots of music in the performance. The music can tell you about the setting, and about how the characters are feeling. Listen closely to the music during the whole show, and see if you can figure out what it's telling you about the story.

WRITING YOUR OWN STORY!



We hope that seeing stories other kids have written will make you want to write your own stories! Getting started on writing a story is pretty easy. All you need is to use your imagination, and think of answers to these questions:

- 1 Who is the **main character**? A person? An animal? An imaginary creature? The main character can be anyone, or anything you want.
- 2 What is the **setting**? Where do you want your story to take place? Somewhere real, or somewhere imaginary? What is it like there?
- 3 What is the **problem**? What should go wrong in your story? Is it something the characters need that they can't get? Is it something bad that happens to the whole town? Is it a real problem, or an imaginary problem?
- 4 How will the character **solve the problem**? Use your imagination, and figure out how your character will fix the problem. You might have your character try out a few different ideas before they find one that works.

Finally, use the Story Kit to plan out your own story. Once you've planned it out, you can start writing!



WRITING YOUR OWN STORY

NAME _____

CLASS _____



STORY KIT

PART 1

What is your **character**'s name?

Where is your **setting**?

What are some words to describe your **character**?

What are some words to describe your **setting**?

Please draw your **character**, and what he or she is doing in the **setting**!

WRITING YOUR OWN STORY

NAME _____

CLASS _____



STORY KIT

PART 2

What is the **problem**?

What are some different ways your will try to **solve** the problem?

Please draw how the **problem** finally gets **solved**!

Now you've planned out your story, and you're ready to start writing. Have fun!